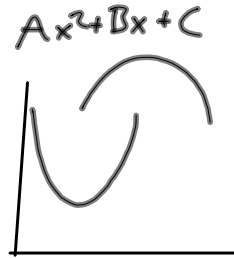
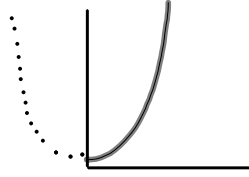


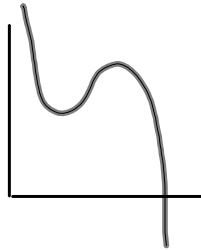
Choosing Best fit Lines

Rule of Thumb: a factor of 3 between the smallest and largest data points.

Quadratic:



Cubic:

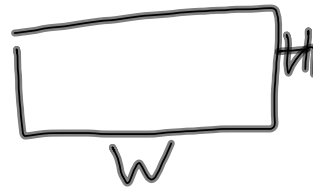


Equation

$$w \cdot \boxed{H = \frac{A}{w}} \cdot w$$

$$A = w \cdot H$$

\downarrow \downarrow
 y x



Beaker Lab

Question: How does the radius of a cylinder affect the water level height?